



SOUTHERN GEORGIAN BAY REAL ESTATE MARKET SNAPSHOT: JANUARY 2022

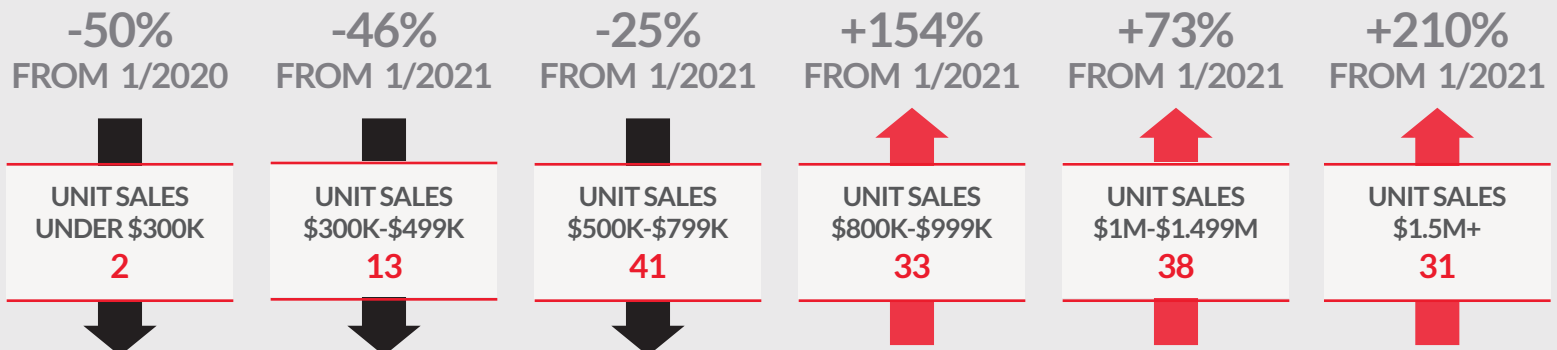
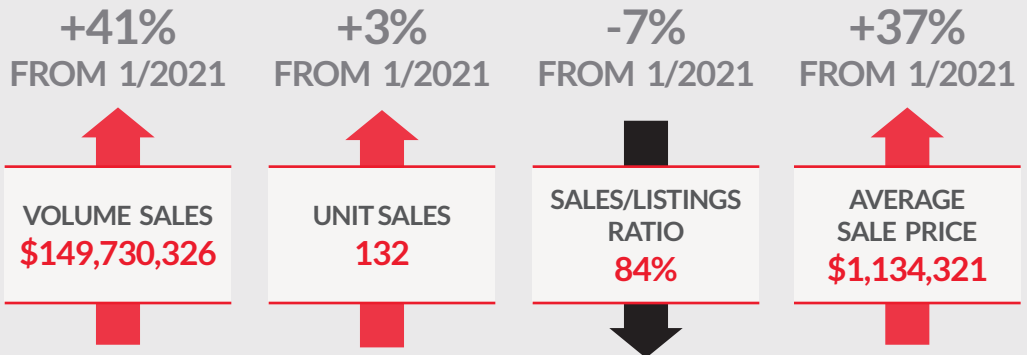


OVERVIEW

- RECORD-BREAKING JANUARY VOLUME AND UNIT SALES, UP **41%** AND **3%** RESPECTIVELY FROM LAST JANUARY, WITH NEW AND EXPIRED LISTINGS UP **12%** AND **21%**.
- AVERAGE SALE PRICE OF **\$1,134,321** UP **37%** FROM A YEAR AGO
- HIGH JANUARY SALES/LISTINGS RATIO OF **84%**
- SELLERS' MARKET: AVERAGE SALE TIME OF **25** DAYS; **100%** SALE/LIST PRICE RATIO, AND JUST **1** MONTH OF INVENTORY



JANUARY 2022 TOTALS

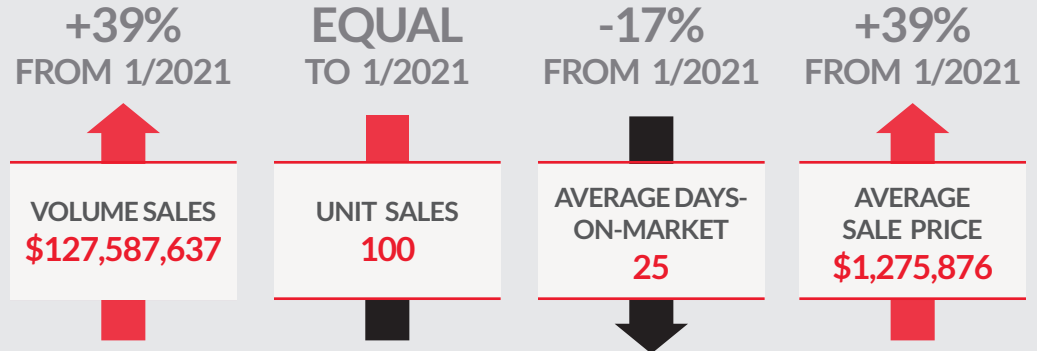


NOTE: All MLS® sales data in this report comes from the Southern Georgian Bay Association Of REALTORS® and refers specifically to residential sales as of Feb., 2, 2022.. While deemed to be reliable, Royal LePage Locations North assumes no responsibility for errors and omissions.

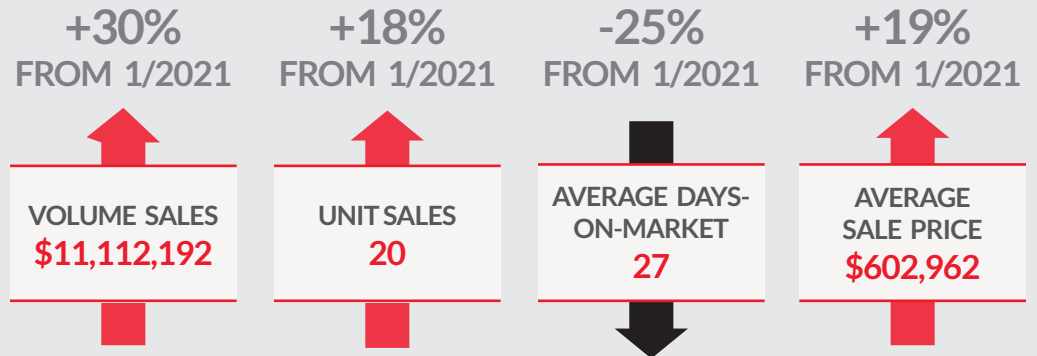
2022 TOTAL SALES BY TYPE



SINGLE-FAMILY HOMES



CONDOMINIUMS



TOWNHOUSES

